

PETROL

HIGH-PRESSURE WASHERS



HOBBY

PROFESSIONAL

PREMIUM

POWERED by
HONDA



 **PEGGAS**

WWW.WASPPER.COM



WASPPER IS THE BIGGEST MANUFACTURER OF PETROL HIGH PRRESSURE CLEANERS IN EUROPE

Waspper is the biggest manufacturer of high-pressure cleaners, water pumps and accessories in Europe.


We are proud that our machines help people all over the world. High quality, reliability, and excellent customer service are our priorities.

We proudly declare that all our pressure washers comply with the strictest standards of the European Union.

Our customers can choose from various engines and high-pressure pumps:

Genuine HONDA or Briggs & Stratton engines, Annovi Reverberi, CAT and Comet pumps are top partners we cooperate with.

Peggas, our brand, does not lag behind these resounding leaders in terms of quality.



ACCESSORIES



CUSTOMER SERVICE



AVAILABLE PRICE



PREMIUM QUALITY

WASPPER

HOUSE • GARDEN • CAR • GARAGE

HOBBY



HOBBY



POWERED by
HONDA™

W2900HA

TECHNICAL PARAMETERS

Engine	Honda GP160
Water Pressure	2900 PSI / 200 Bar
Flow Rate	8,5 L / min
Hose Type	7,5 m PVC



 **PEGGAS**

W3000HA

TECHNICAL PARAMETERS

Engine	Peggas AP170F
Water Pressure	3000 PSI / 207 Bar
Flow Rate	8,5 L / min
Hose Type	7,5 m PVC



 **PEGGAS**

W3200VA

TECHNICAL PARAMETERS

Engine	Peggas DV196
Water Pressure	3200 PSI / 220 Bar
Flow Rate	9 L / min
Hose Type	7,5 m PVC

HOBBY



POWERED by
HONDA™

W3100HA

TECHNICAL PARAMETERS

Engine	Honda GP200
Water Pressure	3100 PSI / 213 Bar
Flow Rate	8,5 L / min
Hose Type	7,5 m PVC



 **PEGGAS**

W3100VA

TECHNICAL PARAMETERS

Engine	Peggas RV170
Water Pressure	3100 PSI / 213 Bar
Flow Rate	8,5 L / min
Hose Type	7,5 m PVC



POWERED by
HONDA™

W3200HA

TECHNICAL PARAMETERS

Engine	Honda GX200
Water Pressure	3200 PSI / 220 Bar
Flow Rate	8,5 L / min
Hose Type	7,5 m PVC

HOBBY



PEGGAS

W3000HG

TECHNICAL PARAMETERS

Engine	Peggas AP170F
Water Pressure	3000 PSI / 207 Bar
Flow Rate	8,5 L / min
Hose Type	7,5 m PVC



PEGGAS

W3200HB

TECHNICAL PARAMETERS

Engine	Peggas AP170F
Water Pressure	3200 PSI / 220 Bar
Flow Rate	9,6 L / min
Hose Type	7,5 m PVC



POWERED by

HONDA™

W3000HF

TECHNICAL PARAMETERS

Engine	Honda GP160
Water Pressure	3000 PSI / 207 Bar
Flow Rate	8,5 L / min
Hose Type	7,5 m PVC

PROFESSIONAL



AGRICULTURE • CHALLENGING WORK • INDUSTRY

PROFESSIONAL



PROFESSIONAL



Gaspper high-pressure cleaners are designed for demanding customers and professionals. Thanks to the materials used, they are designed for all-day use and can cope with even the toughest conditions.

They can be used in industry, agriculture or construction.

Professional solutions for professionals.

Waspper offers revolutionary and innovative solutions. We offer pressure washers for true professionals with tanks from 32 gallons (120l) to 265 gallons (1000l)



GP3300DA

TECHNICAL PARAMETERS

Engine	Briggs & Stratton XR950
Water Pressure	3200 PSI / 220 Bar
Flow Rate	14 L / min
Hose Type	10 m - Rubber



GP3300HP

TECHNICAL PARAMETERS

Engine	Honda GP200
Water Pressure	3200 PSI / 220 Bar
Flow Rate	14 L / min
Hose Type	10 m - Rubber

PROFESSIONAL



POWERED by
HONDA™

GP3300HX

TECHNICAL PARAMETERS

Engine	Honda GX200
Water Pressure	3200 PSI / 220 Bar
Flow Rate	14 L / min
Hose Type	10 m - Rubber



 **PEGGAS**

GP3300HA

TECHNICAL PARAMETERS

Engine	Peggas AP170F
Water Pressure	3200 PSI / 220 Bar
Flow Rate	11 L / min
Hose Type	10 m - Rubber



POWERED by
HONDA™

GP3300HD

TECHNICAL PARAMETERS

Engine	Honda GP200
Water Pressure	3200 PSI / 220 Bar
Flow Rate	11 L / min
Hose Type	10 m - Rubber

PROFESSIONAL




POWERED by
HONDA™

GP5000HC

TECHNICAL PARAMETERS


Engine	Honda GX630
Water Pressure	5000 PSI / 350 Bar
Flow Rate	22 L / min
Hose Type	15 m - Rubber



GP5000BC

TECHNICAL PARAMETERS

Engine	Briggs&Stratton Vanguard
Water Pressure	5000 PSI / 350 Bar
Flow Rate	22 L / min
Hose Type	15 m - Rubber



POWERED by
HONDA™

GP7000HC


TECHNICAL PARAMETERS

Engine	Honda GX690
Water Pressure	7000 PSI / 500 Bar
Flow Rate	20 L / min
Hose Type	15 m - Rubber

PROFESSIONAL



WASPPER




POWERED by
HONDA™

GP4200HD

TECHNICAL PARAMETERS

Engine	Honda GX390
Water Pressure	4200PSI/ 290 Bar
Flow Rate	18 L / min
Hose Type	15 m - Rubber




POWERED by
HONDA™

GP4200HA

TECHNICAL PARAMETERS

Engine	Honda GX390
Water Pressure	4200PSI/ 290 Bar
Flow Rate	18 L / min
Hose Type	15 m - Rubber



GP4000BD

TECHNICAL PARAMETERS

Engine	Briggs & Stratton XR2100
Water Pressure	4000 PSI / 275 Bar
Flow Rate	18 L / min
Hose Type	15 m - Rubber

PROFESSIONAL



WASPPER



GP4000BDH

TECHNICAL PARAMETERS

Engine	Briggs & Stratton XR2100
Water Pressure	4000 PSI / 275 Bar
Flow Rate	18 L / min
Hose Type	15 m - Rubber



PEGGAS

GP4000LD

TECHNICAL PARAMETERS

Engine	Peggas S AP190
Water Pressure	4000 PSI / 275 Bar
Flow Rate	18 L / min
Hose Type	15 m - Rubber



PEGGAS

GP4000LDH

TECHNICAL PARAMETERS

Engine	Peggas S AP190
Water Pressure	4000 PSI / 275 Bar
Flow Rate	18 L / min
Hose Type	15 m - Rubber

WITH WATER TANK



Premium high pressure cleaners are used for the most demanding cleaning jobs in construction, agriculture, municipal, municipal offices, public sector and industries requiring efficient and high quality cleaning of large areas.

The water tank also includes a 15 litre container for detergent, which can be easily moved as required.

Gaspper tanks have their own large capacity water container, making cleaning possible even in areas where there is no access to water.

There are a large number of accessories to choose from for the machine to increase cleaning efficiency.



WITH WATER TANK



PEGGAS

GF120

TECHNICAL PARAMETERS

Engine	Peggas AP170F
Water Pressure	3200 PSI / 220 Bar
Flow Rate	11 L / min
Hose Type	10 m - Rubber



POWERED by HONDA™

GP500

TECHNICAL PARAMETERS

Engine	Briggs & Stratton XR950 / Honda GX200
Water Pressure	3200 PSI / 220 Bar
Flow Rate	14 L / min
Hose Type	20 m - Rubber



POWERED by HONDA™

GP1000

TECHNICAL PARAMETERS


Engine	B&S XR950 / Honda GX200 (B&S XR2100)
Water Pressure	3200 PSI / 220 Bar (4000 PSI / 275 Bar)
Flow Rate	14 L / min (18 L / min)
Hose Type	20 m - Rubber

WITH HEATING



They enhance both conventional petrol and electric pressure washers. The heaters can raise the water temperature up to 150°C, which helps to make melting the toughest grease, stubborn grime and oil more efficient and easier. Ideal for professionals and true do-it-yourselfers who demand the best cleaning performance.

- REPLACING CLEANING WITH CHEMICALS
- HOT WATER REDUCES BACTERIA AND VIRUSES
- MORE EFFECTIVE DIRT REMOVAL
- FASTER DRYING OF THE CLEANED SURFACE
- MORE ENVIRONMENTALLY FRIENDLY CLEANING METHOD



WITH HEATING

WASPPER



GH25MA

TECHNICAL PARAMETERS

Water heating	53,5 kW
Water Pressure	20 – 500 Bar
Flow Rate	0 – 15 L / min
Hose Type	10 m - Rubber



GH50MA

TECHNICAL PARAMETERS

Water heating	93 kW
Water Pressure	20 – 500 Bar
Flow Rate	15 – 40 L / min
Hose Type	10 m - Rubber

WITH HEATING

WASPPER



GH3000DM

TECHNICAL PARAMETERS

Engine	electric, 5.5kW / 400V
Water Pressure	3000 PSI / 206 Bar
Flow Rate	13 L / min
Hose Type	10 m - Rubber



GH4200BD

TECHNICAL PARAMETERS

Engine	Briggs&Stratton Vanguard
Water Pressure	4200PSI/ 290 Bar
Flow Rate	18 L / min
Hose Type	10 m - Rubber


ELECTRIC



A reliable solution for regular cleaning in households, workshops, and industrial areas. Electric models offer stable pressure, smooth and quiet operation, and easy handling – ideal wherever electric power is available.

Their compact design and simple maintenance make them a perfect choice for users who demand consistent performance and comfort at work.

- **STABLE PRESSURE AND PERFORMANCE**
- **QUIET AND SMOOTH OPERATION**
- **EASY START-UP AND CONTROL**
- **LOW MAINTENANCE AND LONG LIFESPAN**



W2200EA

TECHNICAL PARAMETERS

Engine	Electric Pressure Washer
Water Pressure	2900 PSI / 200 Bar
Flow Rate	8,5 L / min
Hose Type	7,5 m PVC



GE3000DA

TECHNICAL PARAMETERS

Engine	Electric Pressure Washer
Water Pressure	3000PSI/ 206 Bar
Flow Rate	13 L / min
Hose Type	10 m - Rubber

DIESEL



Powerful machines designed for long-term and demanding use in industry, construction, and professional services. Diesel models deliver high pressure and reliable performance even in places without electrical connection. Thanks to their robust design, durable motor, and high-quality pump, they easily handle intensive cleaning of large surfaces, machinery, and vehicles.

- **HIGH PERFORMANCE FOR PROFESSIONAL USE**
- **OPERATION INDEPENDENT OF ELECTRIC POWER**
- **DURABLE CONSTRUCTION AND LONG LIFESPAN**
- **RELIABLE MOTOR AND STABLE WATER PRESSURE**



PEGGAS

GP3600PD

TECHNICAL PARAMETERS

Engine	Peggas186F A
Water Pressure	3600 PSI / 248 Bar
Flow Rate	17 L / min
Hose Type	10 m - Rubber

GENERATORS



The single-phase petrol generator with manual start 2.8 kW is the ideal choice! **With a continuous output of 2.8 kW and a maximum output of 3.2 kW, this generator can power even the most demanding equipment. The 100% copper winding of the alternator guarantees long life and durability.**

The generator is equipped with two 16A European sockets directly on the alternator body, so you can easily connect a variety of electrical equipment to it. The fuel tank capacity of 3.6 litres guarantees a long operating time per fill.



GENERATORS



PEGGAS

WSC6000

TECHNICAL PARAMETERS

Engine	Peggas AP190F
Engine power	14 HP
Max. Power	5,5 kW
Sockets	1×16A + 1×22A



PEGGAS

WSC3500

TECHNICAL PARAMETERS

Engine	Peggas AP190F
Engine power	7 HP
Max. Power	3,2 kW
Sockets	2×16A



PEGGAS

WSC3250

TECHNICAL PARAMETERS

Engine	Peggas AP190F
Engine power	7 HP
Max. Power	2,8 kW
Sockets	2×16A

WATER PUMPS



Waspper water pumps are simple and portable devices ready to pump water at a moment's notice. **The main purpose of water pumps is to move water from one place to another. High flow water pumps are ideal for homes and businesses! They are durable and easy to use.**



WATER PUMPS



 **PEGGAS**

PC107

TECHNICAL PARAMETERS

Power	0,7 kW
Suction depth	8,5 m
Max. Flow	7500L/ hour.
Flow rate	35 m



POWERED by
HONDA™

FP20T-H

TECHNICAL PARAMETERS

Power	4,1 kW
Suction depth	7m
Max. Flow	30 000L/ hour.
Flow rate	65m

WATER PUMPS



WP20CH-B



WP20CH-P



TECHNICAL PARAMETERS

Power	3,8 kW
Suction depth	7 m
Max. Flow	60 000L/hour
Flow rate	30m

Chemical pumps can handle even the toughest jobs. They are designed to handle aggressive materials, agricultural fertilizer, most corrosive compounds and industrial waste. In addition, they also allow pumping liquids with impurities.

POWERED by
HONDA

WP20D-H



WP20D-B

PEGGAS

WP20D-P



TECHNICAL PARAMETERS

Power	3,8 kW
Suction depth	7 m
Max. Flow	30 000L/hour
Flow rate	28 m

The most important aspect of a dirty water pump is the size of the solids it discharges. WP20D water pumps can easily move large volumes of dirty water (solid particles up to 14mm) from one place to another.

POWERED by
HONDA

WP20-H



WP20-B

PEGGAS

WP20-P



TECHNICAL PARAMETERS

Power	3,8 kW
Suction depth	7 m
Max. Flow	21 000L/hour
Flow rate	40m

WP20 water pumps can easily transfer large volumes of clean and slightly polluted water (solid particles up to 5 mm) from one place to another. IN and OUT connectors are in 2 inch size. WP20 pumps are lightweight and easy to use. They are suitable for work around the house.

WATER PUMPS



WP30D WATER PUMPS CAN EASILY MOVE LARGE VOLUMES OF DIRTY WATER (SOLID PARTICLES UP TO 23 MM) FROM ONE PLACE TO ANOTHER. THE WP30D HAS 3 INCH IN AND OUT CONNECTORS. THEY PROVIDE THE HIGHEST LEVEL OF PERFORMANCE WHILE EXCELLING IN A SMALL FOOTPRINT.

POWERED by
HONDA™

WP30D-H




WP30D-B

 **PEGGAS**

WP30D-P

TECHNICAL PARAMETERS

Power	4,1 kW
Suction depth	7 m
Max. Flow	45 000L/hour
Flow rate	30m



WP30 WATER PUMPS CAN EASILY TRANSFER LARGE VOLUMES OF CLEAN AND SLIGHTLY POLLUTED WATER (SOLID PARTICLES UP TO 8 MM) FROM ONE PLACE TO ANOTHER. IN AND OUT CONNECTORS ARE IN 3 INCH SIZE. WP30 PUMPS ARE LIGHTWEIGHT AND EASY TO USE. THEY ARE SUITABLE FOR WORK AROUND THE HOUSE.

POWERED by
HONDA™

WP30-H



WP30-B

 **PEGGAS**

WP30-P

TECHNICAL PARAMETERS

Power	3,8 kW
Suction depth	7 m
Max. Flow	60 000L/hour
Flow rate	30m



LAWN MOWERS



The WASPPER petrol lawn mower with a power of 3.8 kW and a 51 cm cutting width is an excellent choice for comfortable mowing of lawn areas, even with large areas. The mower is characterised by its robust construction, simple operation and a wide range of functions that make mowing the grass a breeze.

TECHNICAL PARAMETERS

Engine Type	Peggas 200cm ³
Engine Power Output	3,8kW
Cutting Width	51cm
Cutting Height Adjustment	central, 7 positions, 25-75 mm



WLM20051



WLM20051E



CUSTOM-MADE PRODUCTION

TAILOR-MADE SOLUTIONS



High-pressure washers WASPPER can be customized exactly to your needs - power, pressure, water flow, or engine type. We provide tailored solutions for agriculture, food industry, firefighting units, industrial use, and more.






**WASPPER IS A SLOVAK MANUFACTURER OF HIGH
QUALITY PETROL HIGH PRESSURE CLEANERS**



**SALES.SK@WASPPER.COM
SALES@WASPPER.COM**



**+421 948 789 868
+421 948 417 940**



WWW.WASPPER.COM

**DUKLIANSKA 51
SPIŠSKÁ NOVÁ VES
052 01**



WWW.WASPPER.COM